

Enrolling Multiple AWWU Accounts into Online Profile

Enroll AWWU Account(s) into Online Profile to:

- Manage multiple AWWU accounts
- Schedule multiple AWWU accounts' payments
- Set Up/Update Auto Pay information for multiple AWWU accounts
- Manage Paperless Billing and receive your bills by e-mail for multiple AWWU accounts.

To enroll AWWU account(s) into Online Profile:

- Access your online user profile at our secure website, www.awwu.biz, by clicking on ***Pay/Login***.




Enter your unique ***Username*** and ***Password***

Welcome to Anchorage Water & Wastewater Utility's Online Account Management

Access your E-Bill profile or make a One-Time payment! If you are a new user and have a current account, sign up for your very own E-Bill account!

Log In

Sign-In Seal: 

Username:

Password:

Remember me next time: ☐

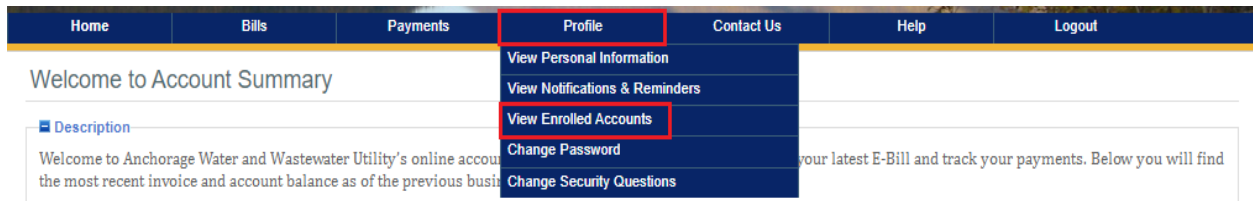
Log In

[New user? Register here!](#)

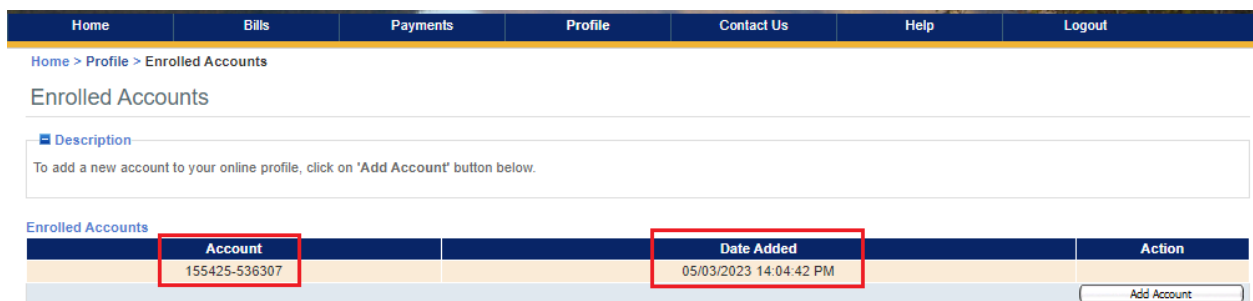
[Forgot your Username/Password?](#)

[Deactivate your profile?](#)

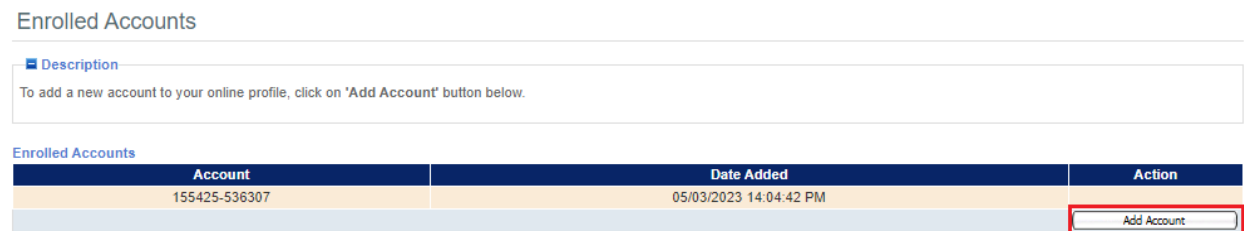
- Once you have logged into your online profile:
 - Hover your cursor over the ***Profile tab***
 - Click ***View Enrolled Accounts***.



- AWWU account(s) enrolled and Date Added will display



- Click Add Account



- Enter 12-digits ***Account Number*** (123456-123456) and 5-digits ***Property Zip Code*** (12345). Click ***Submit***

Add Account

Description

To add a new account to your online profile, fill the required information and click on '**Submit**' button below.

Account Details

Please enter the Account Number and Property Zip Code of the
AWWU account you would like to pay.

Account Number:	<input type="text"/>	*	(123456-123456)
Property Zip Code:	<input type="text"/>	*	

Submit

Cancel

By following these steps, you will enroll AWWU account(s) into your Online User Profile. This will allow you to manage multiple AWWU accounts under one Online Profile login.